



# **E-Z READ ROD™**

**NO MATH • NO ERRORS**

**READS THE EXACT HEIGHT - ABOVE OR BELOW GRADE  
NO ADDING - NO SUBTRACTING - NO ERRORS**

## **GR5 SERIES**

**BROUGHT TO YOU BY THE NUMBER ONE NAME IN DIRECT READING RODS!**

### **FEATURES**

**Rod extends to 10 feet**

**5 foot reading scales**

**Large easy-to-read numbers**

**Laser or optical instrument use**

**No-slip ultra lock**

**Heavy-duty, tempered aluminum rod sections  
with hard-coat anodized finish**

**GR5I  
INCHES**



**Built-in  
bullseye  
bubble**

**GR5T  
TENTHS**

**READS FAST - READS ERROR FREE! - NO MATH REQUIRED**

**AVAILABLE IN TENTHS, INCHES AND METRIC**

**L LASERLINE MFG, INC.** Highest Quality - Most Versatile

Visit our website at [www.LaserLineMfg.com](http://www.LaserLineMfg.com) to see all of our  
E-Z Read Rod models and other great products.



# E-Z READ ROD™


NO MATH • NO ERRORS

The E-Z Read Rod has a fixed scale running away from a zero point up and down the rod face depicting how high or low you are from your starting elevation. The starting elevation is always zero and all grade shots are relative to that point. The E-Z Read Rod does the adding subtracting for you so no math is required. As a result, it is much faster and easier to use than a standard grade rod.


The E-Z Read is perfect for virtually all general construction application; such as setting forms, establishing footing elevations, screed work, subgrade, finish floor or virtually any elevation on the job site.

**NO more adding, NO more subtracting, NO more errors.**

## LASER USE

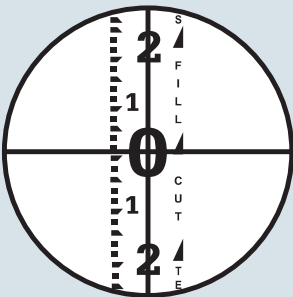


- Place laser detector on E-Z Read Rod at Zero Point.
- Set E-Z Read Rod at starting elevation and run top section down to pick up 'on grade' on laser detector.
- Lock knob.

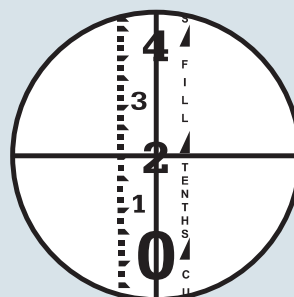


- Set E-Z Read Rod where you want to take a reading.
- Run laser detector up or down to pick up 'on grade' signal.
- Read the exact elevation difference from your starting point.  
(Low 4 tenths of a foot in this example.)
- No math required!

## OPTICAL USE



- Set E-Z Read Rod on starting elevation
- Run E-Z Read Rod top section down to intercept zero point on rod with instrument crosshair.
- Lock knob.



- Set E-Z Read Rod where you want to take a reading.
- Read scale at crosshair.
- Reads the exact elevation difference from your starting point.  
(Low 2 tenths of a foot in this example.)
- No math required!

**L LASERLINE MFG., INC.** Highest Quality - Most Versatile